



Challenges

Make a White Bird for Whitsun



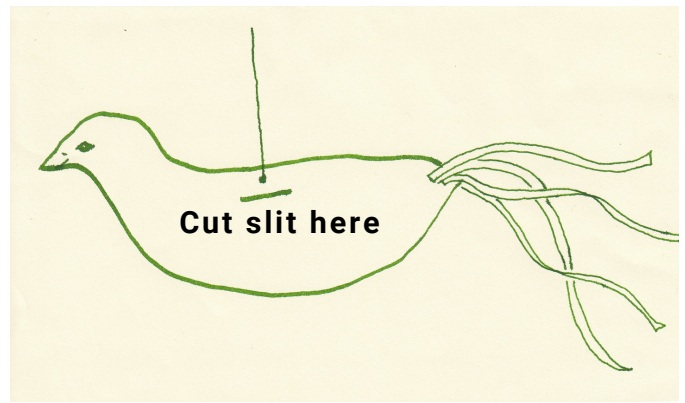
What you will need:

- White card and a pencil
- Crepe paper for white streamers as a tail
- Soft white paper for wings
- Scissors
- String
- Glue


How to make your bird:

1. Cut out any bird shape in stiff white paper
2. Piece hole where bird will balance when hung up
3. Glue on white streamers for tail

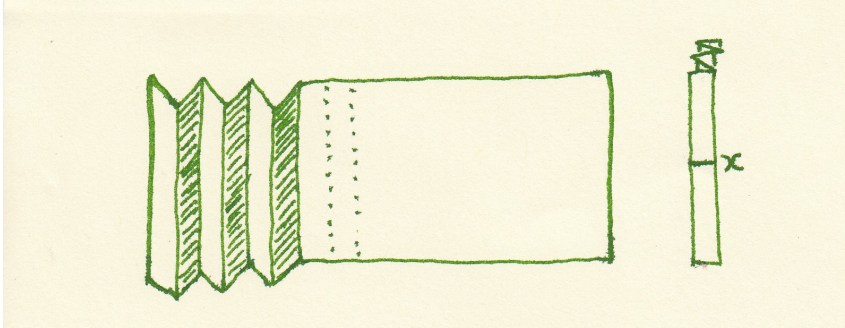
4. Cut a small slit in birds body



5. For wings use thinner white paper. Cut out a rectangle shape. It can be any size you want. (not drawn to scale)



6. Fold like a fan and then fold in half at x and slip through slit in bird's body



Hang up your bird inside or out to fly for Whitsun!



What is Whitsun?

Whit Sunday is the seventh after Easter, recalling the manifestation of the Holy Spirit to the Apostles. By tradition the appearance of the white dove at Pentecost lends itself to the theme of a 'white' Sunday as did the white gowns worn. In northern Europe the connotation is also a natural one, with the blooming of white May, Hawthorn and Lilac at this time. For children this can be a time to celebrate these blossoms.

Festivals, Family and Food by Diana Carey and Judy Large

Planet PK:

There are many species of birds that live in and around the valley of PK (Porthcurno).

Visit our website to find out more about our award winning environmental programme Planet PK or visit our social media channels.



Connect with us

We'd love to see pictures of your birds.

#PKPorthcurno #PKwhitsunbirds #PlayfulMuseums